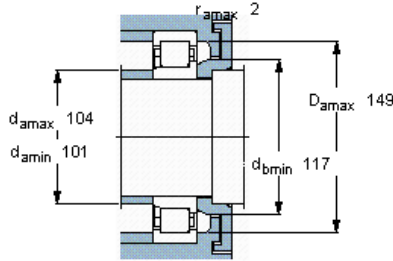
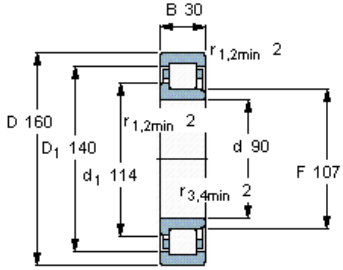


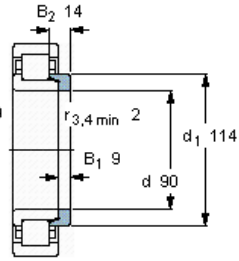
Cylindrical roller bearings, single row

Principal dimensions			Basic load ratings		Designation	Angle ring
d	D	B	dynamic C	static C0	* SKF Explorer bearing	Designation
mm			kN		-	-
90	160	30	208	220	NJ 218 ECML *	HJ 218 EC



Calculation factors

k_r 0,15
e 0,2 Y 0,6



HJ 218 EC

Mass kg 0,31